

AXENT

SWITZERLAND



COLLECTION

CONTENTS

06 AXENT.INFINITY
Flush Technology



18 AXENT.ONE
Shower Toilets



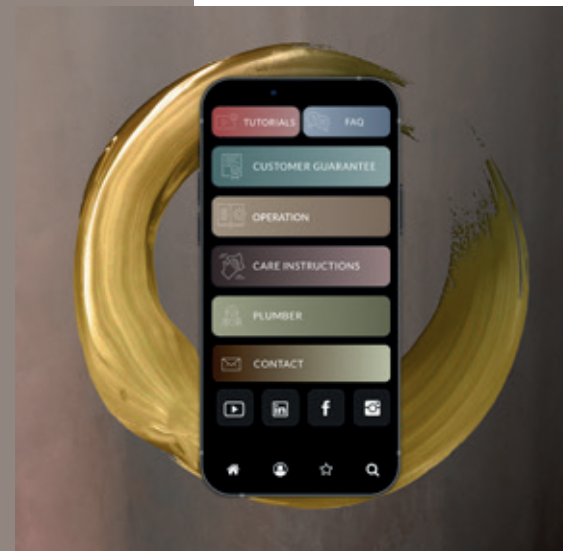
34 AXENT.GRACE
Bathroom Series



48 AXENT.ONE C
Bathroom Series



64 AXENT GUIDE



68 TECHNICAL
DRAWINGS





SHAPING CHANGE MEANS CHANGING THE PROVEN

What will the bathroom of the future look like? It will be smarter. It will include appliances that reduce water usage and save time. It will be space saving and eco minded, with multimedia functions. It will feature a mix of both high tech and economical design. But above all, it will not look like the bathroom of the past.

Our designers are characterized by a spirit of freedom, a desire to experiment and a special commitment. Values such as quality and dedication are a valuable legacy to develop new projects that look to the future. Designing something new only makes sense if it is better than what has been produced in the last ten to twenty years.

Welcome to AXENT.

Daniel Grob
CEO, AXENT Switzerland AG



The future in

FLUSH TECHNOLOGY

Nature itself is the best inspiration for innovations that go beyond manmade vision. The core idea is that nature, imaginative by necessity, has already solved many of the problems that consistently confront us. Based on this principle, we have developed a new flushing system for our shower toilets and toilets.

Discover a new generation of

WATER DYNAMICS

Unlike other toilets, AXENT.Infinity develops a powerful vortex water circulation to accelerate the water flow. The centrifugal force simply flushes waste away while cleaning the entire surface of the ceramic bowl, leaving nothing behind.

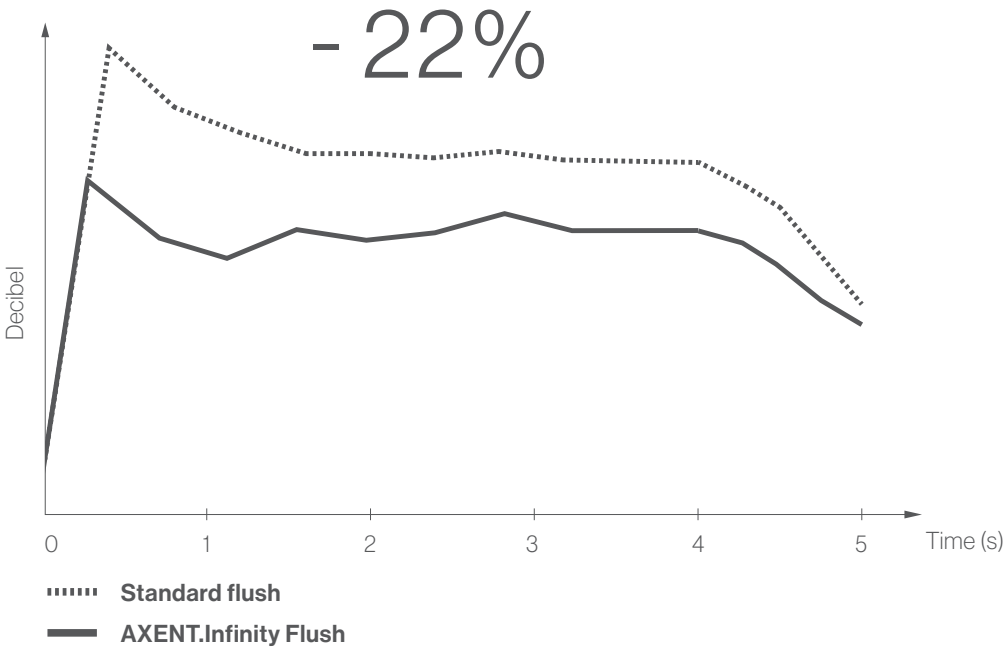
The injection water outlets positioned at the side of the bowl propel water at maximum speed and accuracy to create a precise, splash-free flushing momentum. The AXENT.Infinity system uses less water than conventional toilets, is easier to clean and provides maximum hygiene protection due to its antibacterial and easy to clean finish.



Hush, you can't even hear the

FLUSH

AXENT.Infinity creates a powerful yet extremely quiet vortex water flow that cleans the whole bowl. Flushing with a standard toilet is as loud as using a vacuum cleaner to clean the house. AXENT.Infinity Silentium is much quieter. It reduces the toilet flush noise to below the level of conversational speech. Now that sounds great, doesn't it?



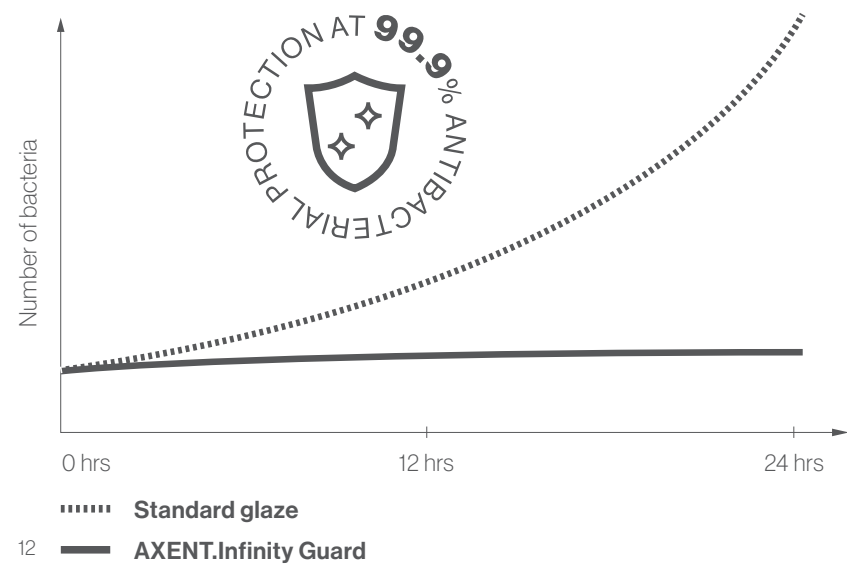
Maximum flushing noise decibel level

Inspiring glazing

TECHNOLOGY

AXENT.Infinity Guard is the ultimate protection for your toilet. The ceramic is produced with a special glaze based on a balanced mix of silver and titanium ions. It has excellent antibacterial properties and reduces the growth of germs and bacteria on the ceramic. The toilet seat and the cover have an additional antibacterial finish and have been proven to actually reduce the growth of germs and bacteria by up to 99,9%!

In addition, all essential touch points are coated with AXENT Easy Clean making cleaning a breeze. The toilet lid and cover, if heavily soiled, can easily be removed, cleaned and remounted.





From inspiration

TO INSTALLATION

It is often difficult to get everything aligned when you're installing a toilet alone. AXENT Smart Fix is the ingenious solution. It is simple, pre-assembled and self-supporting. Installation is quick and intuitive – just plug and fit. All you need is inside the supplied box.

Installation is done through the top holes of the toilet seat fixation. No measuring of any bowls is needed, and the toilet can easily be installed by one person alone. The greatest ideas are sometimes the simplest.

Another great idea goes

DOWN THE DRAIN

AXENT.Infinity technology can drain waste much further than regular toilets. Potential blockages in commercial and residential buildings are, as a result, lower. Longer-lasting safety against drain blockage solves one of the most important issues faced by architects, plumbers and building managers around the world.

Despite its power, AXENT.Infinity is very efficient. It actually uses less water than a conventional 6 litre toilet. That reduces energy use (cleaning wastewater is an energy-intensive process) and saves money at home. That's the AXENT.Infinity footprint.





The new generation

SHOWER TOILET

AXENT.ONE and AXENT.ONE^{Plus} are remarkable shower toilets any way you look at it. They have a range of exceptional functions that transform every bathroom into a wellness oasis.



Iconic bathroom

DESIGN

The multiple award-winning design of AXENTONE is now even more transcendent. With its elegantly curved lines and seamless surface, it is as much a design item as a functional object.

This remarkable toilet was created by architects and designers Matteo Thun and Antonio Rodriguez, and fits perfectly into any bathroom.

matteo thun
MATTEO THUN & ANTONIO RODRIGUEZ DESIGN



A triumph of modern

HYGIENE

With shower toilets, it's all about the nozzle. And AXENT.ONE excels here, too: its stainless-steel surface has an antibacterial effect, it is perfectly positioned above the ceramic bowl and it offers the highest standards of hygiene and functionality. The nozzle is rinsed with fresh water before and after every use. For a healthy, hygienic and hassle-free wash experience.



The oscillating shower jet with rear wash and lady wash settings offers a soothing and thorough clean. The temperature and intensity of the spray can easily be adjusted.

Leaner means

CLEANER

It's quite simple, really: if there's no rim, then there's nowhere for limescale and bacteria to hide. That's why AXENT.Infinity doesn't have an inner rim. As a result, the toilet is easier to clean and therefore more hygienic than conventional models. The powerful AXENT.Infinity Flush rinses the whole bowl swiftly and effectively. Bacteria and limescale won't even get a look-in. This clever design means all you need is a cloth to keep your toilet clean. And because you'll be using fewer cleaning products, you'll be helping the environment, too.



Everything rests on

THIS

Soft-closing mechanism, quick-release technology and an antibacterial coating: even the AXENT seat and lid are highly innovative. If necessary, the seat-and-lid unit can be easily removed and attached again. The soft-closing mechanism means no loud bangs – for which your entire household will be thankful.



To remove the lid and cover for cleaning purposes, simply place them in an upright position.

Stylish hygiene meets state-of-the-art
CONTROLS



AXENT.ONE turns functionality into user comfort. With the easy-to-use magnetic remote control, you can operate all of AXENT.ONE's exceptional features. The AXENT.ONE control system is all about ease. All functions and positions can be adjusted with just a small twist using one hand.

Thanks to the AXENT.Remote app you can keep in touch with your AXENT.ONE shower toilet – without touching it. All functions can be controlled via Bluetooth from a clear and intuitive menu. Save your preferred settings or customise the basic functions to suit your needs. The AXENT.Remote app is available for iOS and Android.






















Wall-hung shower toilet

AXENT.ONE

AXENT.ONE combines timeless elegance, state-of-the-art technology and the finest craftsmanship with a range of exceptional functions: the shower jet strength, water temperature, rear or lady shower can be easily controlled and adjusted with the remote control.

FEATURES **AXENT.ONE**

ART.NO.: E81.0500.0001.9

-  Rear wash
-  Lady wash
-  Adjustable shower temperature
-  Adjustable flow rate
-  Adjustable sprayarm position
-  Descaling programme
-  Remote control
-  App connection
-  Five programmable user profiles
-  Subdued LED night light
-  Automatic soft close function
-  Quick Release Technology
-  AXENT.Infinity Flush Technology
-  Low noise flush
-  Antibacterial ceramic glaze
-  AXENT Easy Clean surface
-  Rimless toilet bowl
-  Glazed siphon
-  Drainage technology




















Wall-hung shower toilet

AXENT.ONE^{PLUS}

AXENT.ONE^{PLUS} takes toilets to a new level. It has numerous additional functions that turn any bathroom into your very own home spa. Additional features include an oscillating & pulsating shower jet, adjustable air dryer temperatures, seat heating and user recognition via seat.








FEATURES **AXENT.ONE**

ART.NO.: E81.0500.0001.9

-  Rear wash
-  Lady wash
-  Adjustable shower temperature
-  Adjustable flow rate
-  Adjustable sprayarm position
-  Descaling programme
-  Remote control
-  App connection
-  Five programmable user profiles
-  Subdued LED night light
-  Automatic soft close function
-  Quick Release Technology
-  AXENT.Infinity Flush Technology
-  Low noise flush
-  Antibacterial ceramic glaze
-  AXENT Easy Clean surface
-  Rimless toilet bowl
-  Glazed siphon
-  Drainage technology

ADDITIONAL FEATURES **AXENT.ONE^{PLUS}**

ART.NO.: E81.0510.0001.9

-  Oscillating and pulsating shower spray
-  Air dryer
-  Adjustable air dryer temperature
-  Deodoriser with run-on function
-  Seat heating
-  Adjustable seat heating temperature
-  Seat with user detection function



Works of

ART

Clean, elegant and distinctive. AXENT.GRACE is the new collection of bathroom basins. The collection redefines the art of modern ceramic manufacturing and combines contemporary design with state-of-the-art functionality. All basins and toilets are coated with AXENT Easy Clean.



AXENT.GRACE
ABOVE COUNTER WASHBASIN ART.NO.: L50.0540.0001.0



AXENT.GRACE

ABOVE COUNTER WASHBASIN ART.NO.: L50.0260.0011.0



AXENT.GRACE
ABOVE COUNTER WASHBASIN ART.NO.: L50.0555.0001.0



AXENT.GRACE



AXENT.GRACE
Bowl
With AXENT Easy Clean surface

ART.NO.: L50.0540.0001.0
Ø 400 mm



AXENT.GRACE
Above counter Washbasin
With AXENT Easy Clean surface

ART.NO.: L50.0555.0001.0
550 x 400 mm



AXENT.GRACE
Above counter Washbasin
With AXENT Easy Clean surface

ART.NO.: L50.0260.0001.1
600 x 400 mm



AXENT.GRACE
Washbasin
With AXENT Easy Clean surface

ART.NO.: L50.0052.0011.0
525 x 350 mm



AXENT.GRACE
Above counter Washbasin
With AXENT Easy Clean surface

ART.NO.: L50.0260.0011.0
600 x 500 mm



AXENT.GRACE
Semi recessed washbasin
With AXENT Easy Clean surface

ART.NO.: L50.0359.0011.0
590 x 470 mm



AXENT.GRACE
Above counter Washbasin
With AXENT Easy Clean surface

ART.NO.: L50.0280.0011.0
800 x 500 mm





AXENT.GRACE
Wall-hung toilet rimfree
With AXENT.Infinity Flush technology
and AXENT Easy Clean surface

ART.NO.: W50.0554.0001.0
365 x 540 x 345 mm



URBAN
Slow close toilet seat,
removable

ART.NO.: S01.0100.04.04



EPIC
Slow close toilet seat,
removable

ART.NO.: S01.0200.04.04



AURA
Slow close toilet seat,
removable

ART.NO.: S01.0300.04.04



Design and

CRAFTSMANSHIP

AXENT.ONE C Basins and Toilets combine bold designs, slim silhouettes and a state-of-the-art functionality. The toilet, with its accelerated centrifugal force whisks all waste material away, swiftly and reliably, leaving nothing behind but a sparkling clean bowl. The Basins with their thin edges and innovative shapes highlight extraordinary craftsmanship, innovative designs and superior ceramic materials to set new standards of excellence. All basins and toilets are coated with AXENT Easy Clean.



AXENT.ONE C
ABOVE COUNTER WASHBASIN ART.NO.: L31.0537.0001.0



AXENT.ONE C
ABOVE COUNTER WASHBASIN ART.NO.: L31.0537.0001.1





AXENT.ONE C
Vanity basin
With AXENT Easy Clean surface

ART.NO.: L31.0450.00x1.0
500 x 480 mm



AXENT.ONE C
Vanity basin
With AXENT Easy Clean surface

ART.NO.: L31.0470.00x1.1
700 x 480 mm



AXENT.ONE C
Vanity basin
With AXENT Easy Clean surface

ART.NO.: L31.0470.00x1.0
700 x 480 mm



AXENT.ONE C
Vanity basin
With AXENT Easy Clean surface

ART.NO.: L31.0480.00x1.0
800 x 480 mm

All of these items are available with or without a tap platform.



AXENTONE C
Above counter Washbasin
With AXENT Easy Clean surface

ART.NO.: L31.0545.0011.0
ø 450 mm



AXENTONE C
Above counter Washbasin
With AXENT Easy Clean surface

ART.NO.: L31.0545.0011.1
450 x 450 mm



AXENTONE C
Above counter Washbasin
With AXENT Easy Clean surface

ART.NO.: L31.0537.0001.0
ø 370 mm

ART.NO.: L31.0545.0001.0
ø 450 mm



AXENTONE C
Above counter Washbasin
With AXENT Easy Clean surface

ART.NO.: L31.0537.0001.1
370 x 370 mm

ART.NO.: L31.0545.0001.1
450 x 450 mm





AXENT.ONE C
Under counter basin
With AXENT Easy Clean surface

ART.NO.: L31.1143.0001.0
ø 430 mm



AXENT.ONE C
Under counter basin
With AXENT Easy Clean surface

ART.NO.: L31.1143.0001.1
430 x 430 mm



AXENT.ONE C
Under counter basin
With AXENT Easy Clean surface

ART.NO.: L31.1143.0001.2
430 x 430 mm



AXENT.ONE C
Under counter basin
With AXENT Easy Clean surface

ART.NO.: L31.1160.0001.0
600 x 430 mm



AXENT.ONE C
Under counter basin
With AXENT Easy Clean surface

ART.NO.: L31.1160.0001.1
600 x 430 mm

AXENT.ONE C



AXENTONE C
Wall-hung toilet rimfree
With AXENT.Infinity Flush technology
and AXENT Easy Clean surface

ART.NO.: W31.0554.0001.0
365 x 540 x 345 mm



URBAN
Slow close toilet seat,
removable

ART.NO.: S01.0100.04.04



EPIC
Slow close toilet seat,
removable

ART.NO.: S01.0200.04.04



AURA
Slow close toilet seat,
removable

ART.NO.: S01.0300.04.04





Time to save valuable

TIME

AXENT Guide bundles the online services - from product specifications, tutorials for all functions and settings, end customer guarantees, operating instructions to care instructions and FAQs.

The practical advisor

AXENT GUIDE

This app means you always have the right partner close at hand: it offers customers, plumbers and wholesalers tailored information on AXENT products. The main focus is on the AXENT.ONE shower toilets. The app provides clear and comprehensible explanations of features, care instructions, scope of delivery, installation and much more.

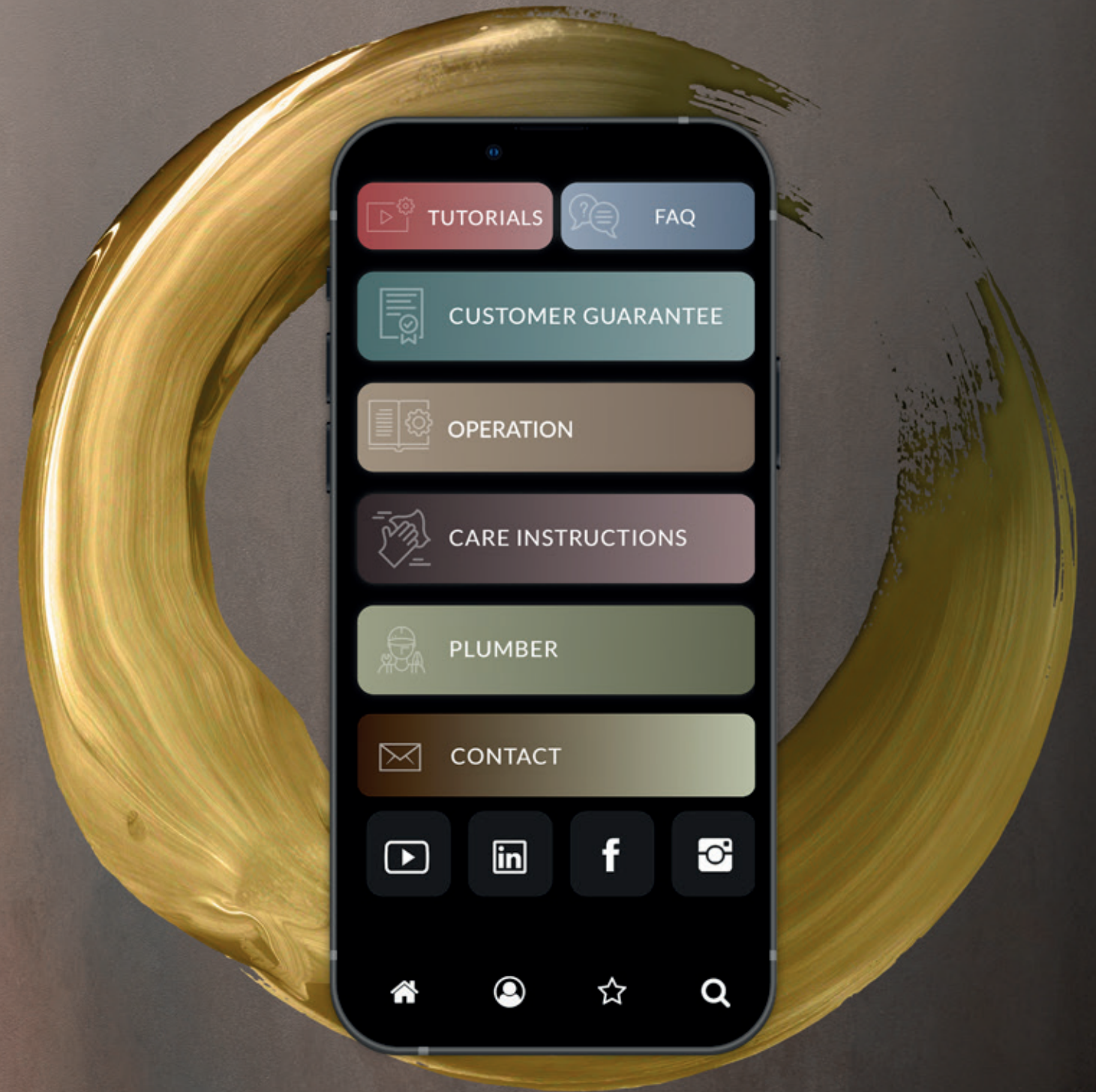
Specifically for customers

From tutorials on all features and settings, to FAQs, end user warranties, operation instructions and tips on maintenance – this app offers customers all the information they will ever need.

Specifically for plumbers

In preliminary planning meetings, while out and about or on the construction site, plumbers have all the compatibility data, water and electric connections, scope of delivery, installation instructions, accessories list and spare parts information at their fingertips.

Download now for free!





Technical

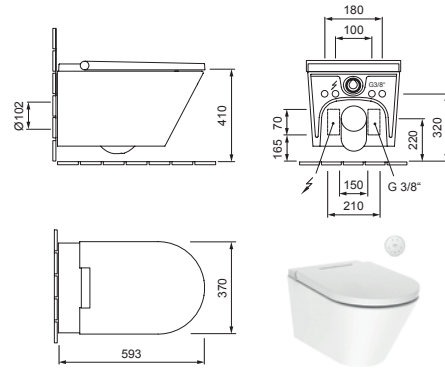
DRAWINGS

As a reliable partner, AXENT supports planning in national and international project business with practical technologies and design-oriented premium products.

We offer tailor-made solutions be they topics of hygiene, efficiency and sustainability. We would like to support you in your project-related customization and provide you with various documents for project planning/implementation.

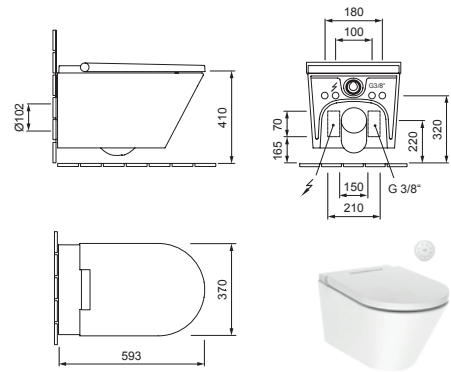
Tender texts for AXENT products as well as drawings can be found on our website (axentbath.eu) on the respective bathroom product pages.

AXENT.ONE



ART.NO.: E81.0500.0001.9 – AXENT.ONE

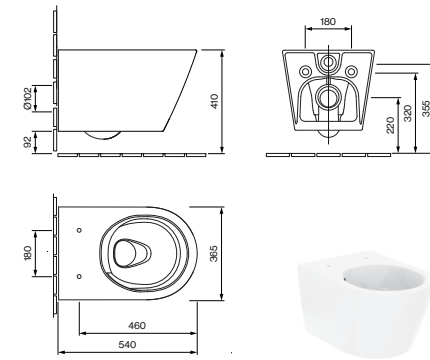
Wall-hung shower toilet
With AXENT.Infinity Flush technology
and AXENT Easy Clean surface



ART.NO.: E81.0510.0001.9 – AXENT.ONE Plus

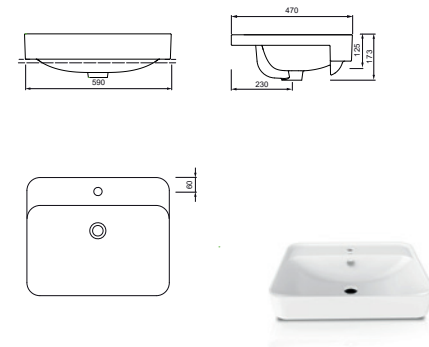
Wall-hung shower toilet
With AXENT.Infinity Flush technology
and AXENT Easy Clean surface

AXENT.GRACE



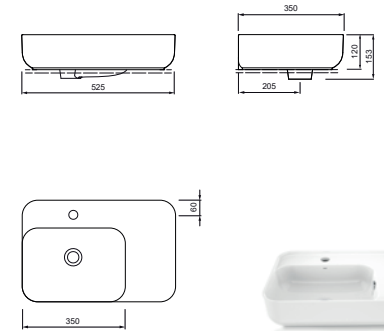
ART.NO.: W50.0554.0001.0

Wall-hung toilet rimfree
With AXENT.Infinity Flush technology
and AXENT Easy Clean surface



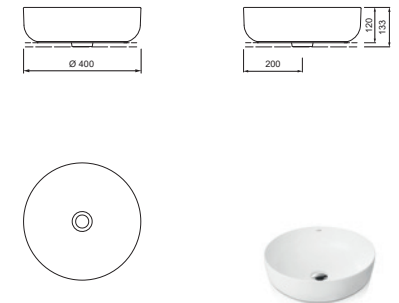
ART.NO.: L50.0359.0011.0

Semi recessed washbasin
With AXENT Easy Clean surface



ART.NO.: L50.0052.0011.0

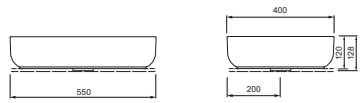
Washbasin
With AXENT Easy Clean surface



ART.NO.: L50.0540.0001.0

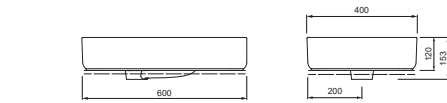
Above counter Washbasin
With AXENT Easy Clean surface

AXENT.GRACE



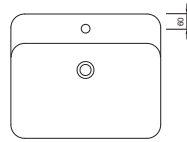
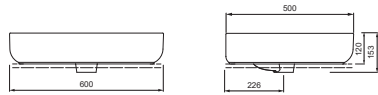
ART.NO.: L50.0555.0001.0

Above counter Washbasin
With AXENT Easy Clean surface



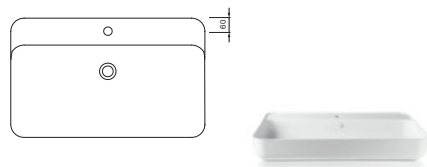
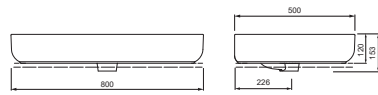
ART.NO.: L50.0260.0001.1

Above counter Washbasin
With AXENT Easy Clean surface



ART.NO.: L50.0260.0011.0

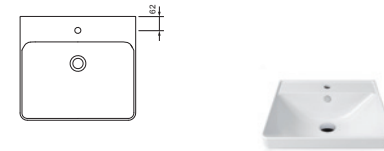
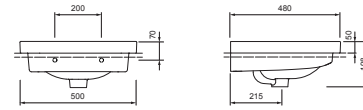
Above counter Washbasin
With AXENT Easy Clean surface



ART.NO.: L50.0280.0011.0

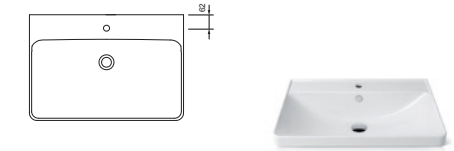
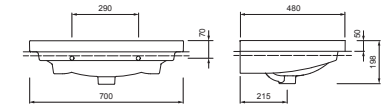
Above counter Washbasin
With AXENT Easy Clean surface

AXENT.ONE C



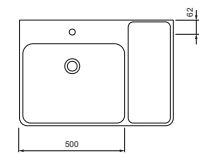
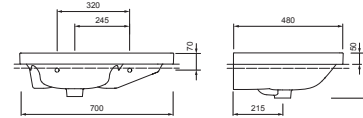
ART.NO.: L31.0450.00x1.0

Vanity basin
With AXENT Easy Clean surface



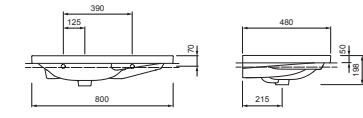
ART.NO.: L31.0470.00x1.0

Vanity basin
With AXENT Easy Clean surface



ART.NO.: L31.0470.00x1.1

Vanity basin
With AXENT Easy Clean surface



ART.NO.: L31.0480.00x1.0

Vanity basin
With AXENT Easy Clean surface

All of these items are available with or without a tap platform.

AXENT.ONE C



ART.NO.: L31.0537.0001.0

Above counter Washbasin
With AXENT Easy Clean surface




ART.NO.: L31.0537.0001.1

Above counter Washbasin
With AXENT Easy Clean surface



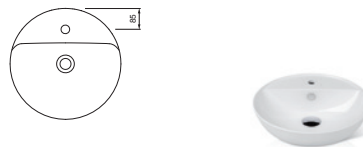
ART.NO.: L31.0545.0001.0

Above counter Washbasin
With AXENT Easy Clean surface



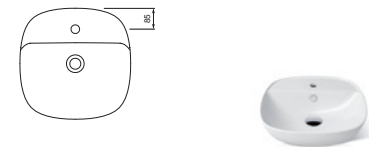
ART.NO.: L31.0545.0001.1

Above counter Washbasin
With AXENT Easy Clean surface



ART.NO.: L31.0545.0011.0

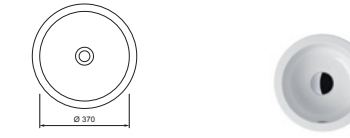
Above counter Washbasin
With AXENT Easy Clean surface



ART.NO.: L31.0545.0011.1

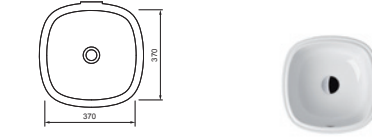
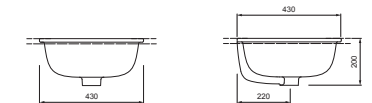
Above counter Washbasin
With AXENT Easy Clean surface

AXENT.ONE C



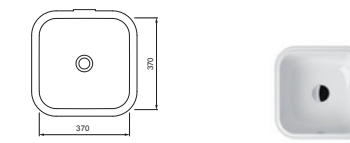
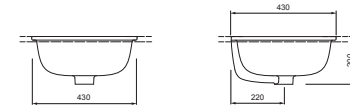
ART.NO.: L31.1143.0001.0

Under counter basin
With AXENT Easy Clean surface



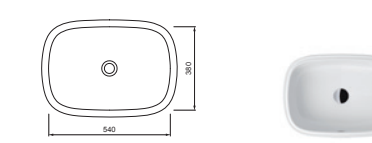
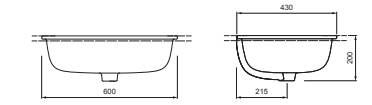
ART.NO.: L31.1143.0001.1

Under counter basin
With AXENT Easy Clean surface



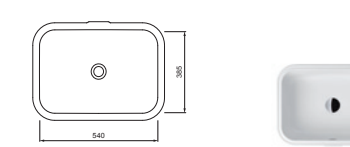
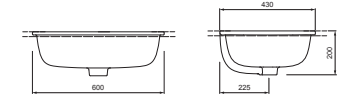
ART.NO.: L31.1143.0001.2

Under counter basin
With AXENT Easy Clean surface



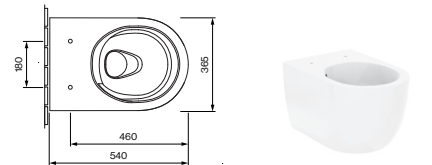
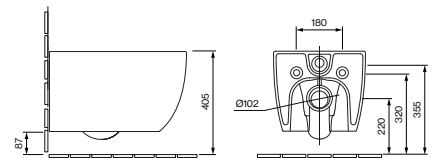
ART.NO.: L31.1160.0001.0

Under counter basin
With AXENT Easy Clean surface



ART.NO.: L31.1160.0001.1

Under counter basin
With AXENT Easy Clean surface



ART.NO.: W31.0554.0001.0

Wall-hung toilet rimfree
With AXENT Infinity Flush technology
and AXENT Easy Clean surface

IMPRESSUM

© 2023 AXENT International AG. All rights reserved.

This publication is intended for private use only.

No part of this publication may be reproduced without prior written permission. Any violation will be prosecuted under criminal and civil law.

All dimensions and/or performance data in the catalog are subject to change without notice.

AXENT International AG, 8645 RAPPERSWIL-JONA, SWITZERLAND

info@axentbath.ch
www.axentbath.ch

 @axentbath.eu  axentbath.eu  AXENT Switzerland  axentswitzerland-europe



AXENT International AG

info@axentbath.ch
www.axentbath.ch